

CS 430TB

Top and Bottom Case Sealer



High Speed, Automatic Case Sealer

- Up to 35 Cases Per Minute (Tape or Glue)
- Top and Bottom Sealing
- Small Footprint
- Fast Changeovers (Under 5 Minutes)
- Heavy-Duty Construction
- Fully Automatic Interlocked Safety Doors



CS 430TB

Top and Bottom Case Sealer

Standard Features:

- Pressure Sensitive Tape Sealing System
- Overall Length of 9'6" Fits Into Most Production Areas
- Auto Jam Shut Down Sensor
- Special Electrical Torque Control Automatically Shuts Down Air and Electrical Circuits if a Jam Occurs
- Spring Mounted Flight Bars are Easily Removed, Enabling Easy Jam Clearing
- Automatic Case Index Gate
- NEMA 12 Electrical Controls
- White Acrylic Enamel Paint

Available Options:


- Hot Melt Glue System
- Downstream PhotoEye for Auto Start/Stop
- Steel-It Epoxy Paint
- Casters
- NEMA 4 or 4x Electrical Controls
- Upgraded PLC
- Three-Color Stack Light
- Extra E-Stop Station

To learn more about the CS 430TB and SWF Companies' broad line of forming, erecting and sealing solutions for secondary packaging, caseltray packing systems and horizontal/vertical cartoners, please visit our website at www.swfcompanies.com

Machine Operation:




Adjustable Case Guides



Product Pacing Belt



Flight Bar Case Drive

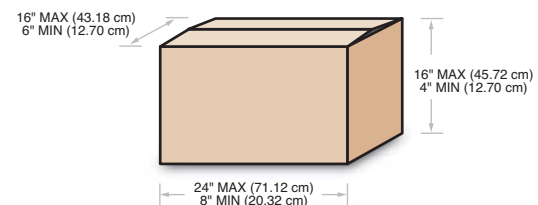
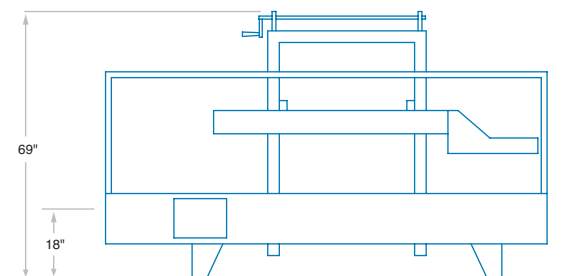
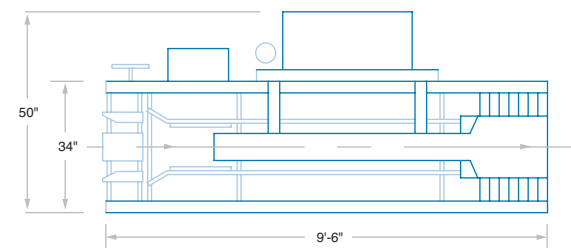


Top and Bottom Sealing

Machinery Specifications:

Utilities Required:

Electrical: 230 Volts,
3 Phase, 60 Hz
Air: .3 CFM @ 80 PSI



www.swfcompanies.com | 800.344.8951 | info@swfcompanies.com

