

CS 440 CASE SEALER

Automatic, High-Efficiency Case Sealer

- Seals Up To 40 Cases Per Minute
- Bottom Belt Drive and Rotary Tucker Design
- Toolless Size Changeover (1-6 min.)
- Allen Bradley Micrologix PLC
- Interlocked Safety Guarding
- Nordson Hot Melt Glue System



A DOVER COMPANY

CS 440 CASE SEALER

Standard Features:

- Auto Jam Shut Down Sensor
- Automatic Case Index Gate
- NEMA 12 Electrical Controls
- Heavy Duty, Welded Tubular Steel Frame
- White Acrylic Enamel Paint

Available Options:

- Model CS 440T with Pressure Sensitive Tape
- Other Voltages
- Other Colors
- Extended Elevations

Available Options (cont.):

- Steel-It Epoxy Paint
- Downstream Photo Eye for Auto Start/Stop
- Casters
- NEMA 4 or 4x Electrical Controls
- Upgraded PLC
- Three-Color Stack Light
- Extra E-Stop Station
- Stainless Steel Construction

MACHINE FEATURES



Minor Flap Rotary Tucker



Major Flap Folder

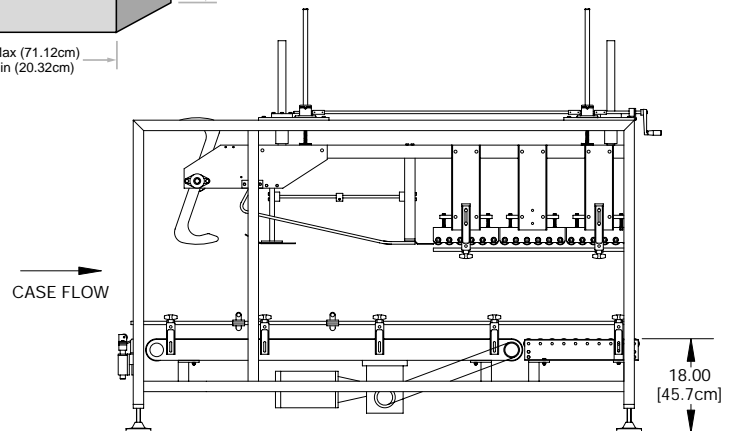
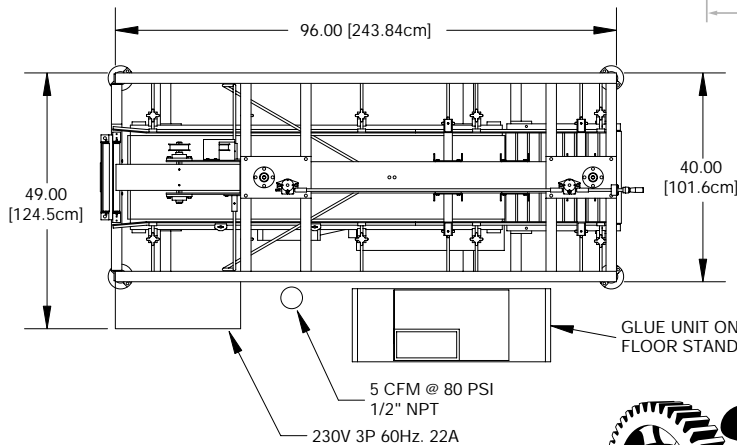
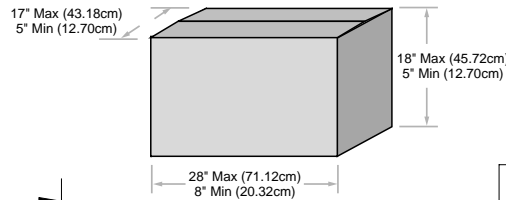


Compression Section

MACHINERY SPECIFICATIONS

Electrical:

230 volt, 3 phase, 60 Hz, 22 amps



Air Required:

5.0 CFM @ 80 PSI



A DOVER COMPANY

(Right-hand model shown)

1050 Miller Drive • Altamonte Springs, Florida 32701
 Phone: (407) 260-0330 • Fax: (407) 260-7096 • Toll Free USA: (800) 214-1565
 E-mail: info@swfcompanies.com • Web Site: www.swfcompanies.com

MEMBER

