


PI 530

Inverted Bottle Case Packer



Accommodates Round and Non-Round Bottle Configurations

- Up to 15 Cases Per Minute
- Heavy Duty Construction
- Fully Automatic Operation
- LED Indicators
- Packs Corrugated RSC, HSC, and Bliss Containers, plus Plastic Trays



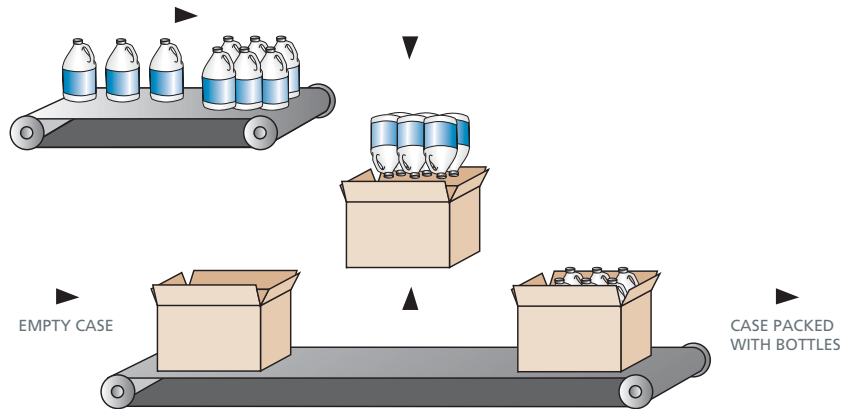
PI 530

Inverted Bottle Case Packer

Features:

- Accommodates Round and Non-Round Bottle Configurations
- Quick Changeover (30 minutes or less)
- Allen Bradley Controller
- Color-Coded Control Panel
- Automatic Shut-Off System
- Simple Integration with Various SWF Case Erectors and Sealers
- Gentle Packing
- Various Collation Systems Available

Bottle Packing/Operating Sequence:



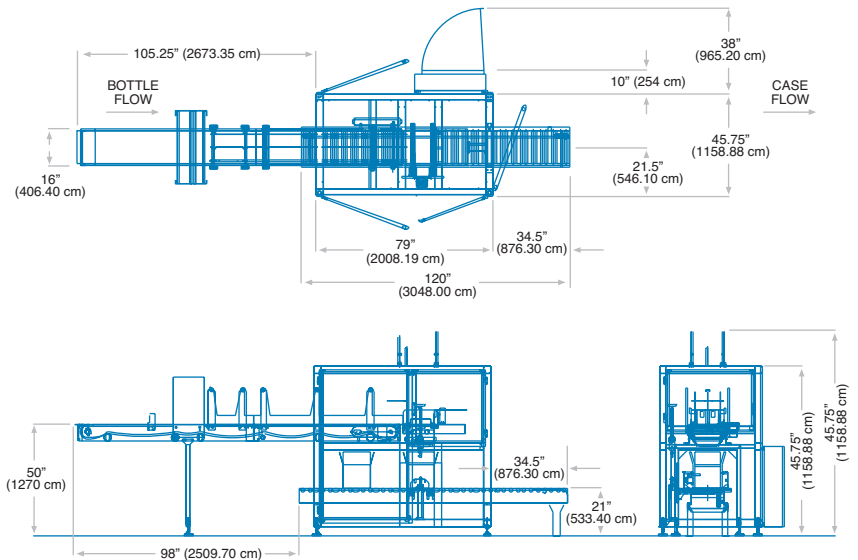
Pack Patterns

- 1 to 48 Bottles - Inverted (Neck Down Configuration)
- One Layer Deep
- Up to 14" Bottle Diameter

Machinery Specifications:

Utilities Required:

- Electrical: 230/460 Volts, 3-Phase, 60 Hz
- Air: 2 CFM @ 80 PSI



www.swfcompanies.com | 800.344.8951 | info@swfcompanies.com

