

# TF 400V TRAY-MATIC

## *One-Piece Solid Bottom Trays*

- 3600 Trays Per Hour
- Minimal Space Requirement
- Hundreds of Case Designs
- No External Air
- Portable
- Mechanical Glue System



A DOVER COMPANY

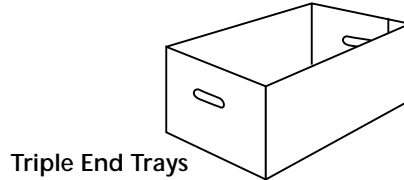
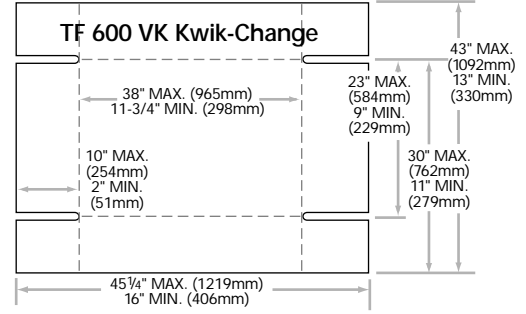
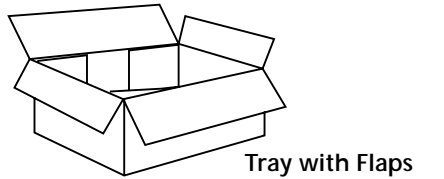
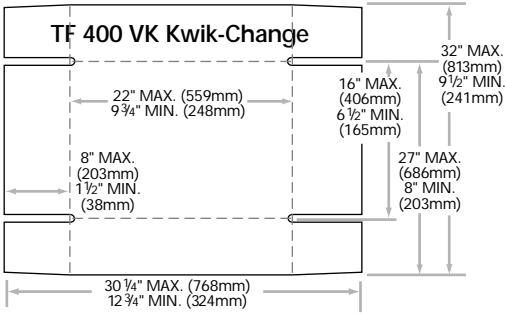
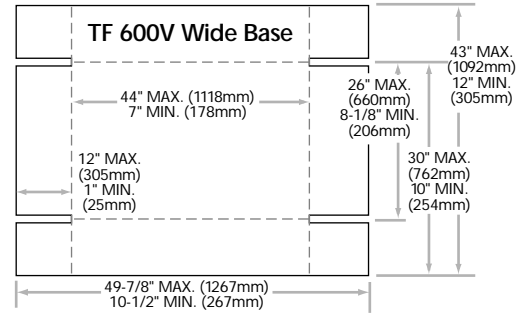
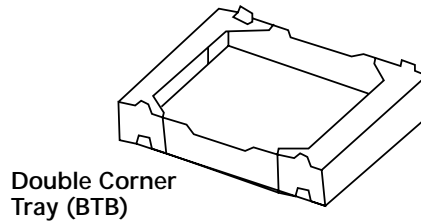
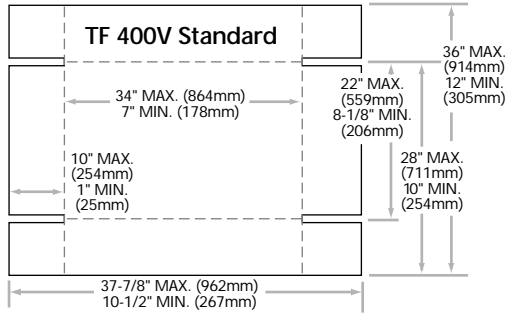
# TF 400V TRAY-MATIC

Formerly the Tray-Matic

## Available Options:

- Vacuum Feed System (positive blank feed)
- Large Capacity Hopper (up to 400 B-Flute blanks)
- Kwik-Change Features (minimal use of hand tools)
- Large Capacity Glue Pots (double standard capacity)
- Cold Glue System
- Automatic HSC Lidding Attachment (inserts formed tray into HSC cover)
- Double Corner-Post (BTB) Attachment (forms & seals the tray with each cycle)

## BOX SPECIFICATIONS

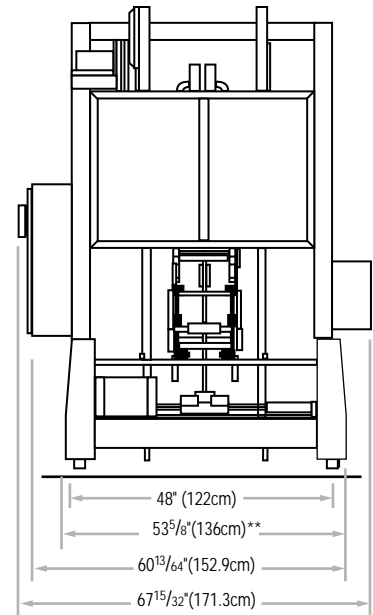
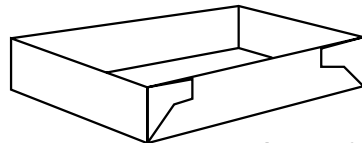
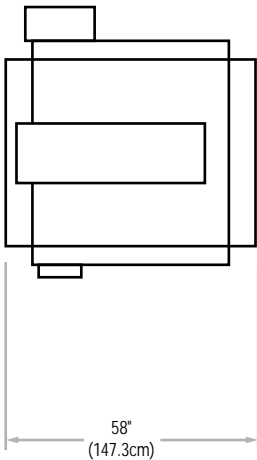


**Notes:** For box sizes not fitting within the standard dimensions shown here, SWF Companies welcomes the opportunity to assist in designing a system to produce sizes which exceed production model limitations. Machine is capable of minimum and maximum dimensions as shown. However, the full range, smallest to largest, cannot be realized on an individual (single) machine.

## MACHINERY SPECIFICATIONS

### Models Available:

- TF 400V Standard
- TF 400VK Kwik-Change
- TF 600V Wide Base
- TF 600VK Kwik-Change



A DOVER COMPANY

Discharge Heights: all models 21 5/8" (549mm).

\*\* Add 12" (30.5cm) for wide base machine.

1949 East Manning Avenue • P.O. Box 548 • Reedley, California 93654  
Phone: (559) 638-8484 • Fax: (559) 638-7478 • Toll Free USA: (800) 344-8951  
E-mail: info@swfcompanies.com • Web Site: www.swfcompanies.com

